

# HCOOnline

A **total** healthcare experience.

The **HCOOnline** platform streamlines how you manage your health benefits.

## An All-in-One Solution

Access your ID card, check your plan status, understand your coverage, review claims, and submit forms all in one place.

## Designed for You

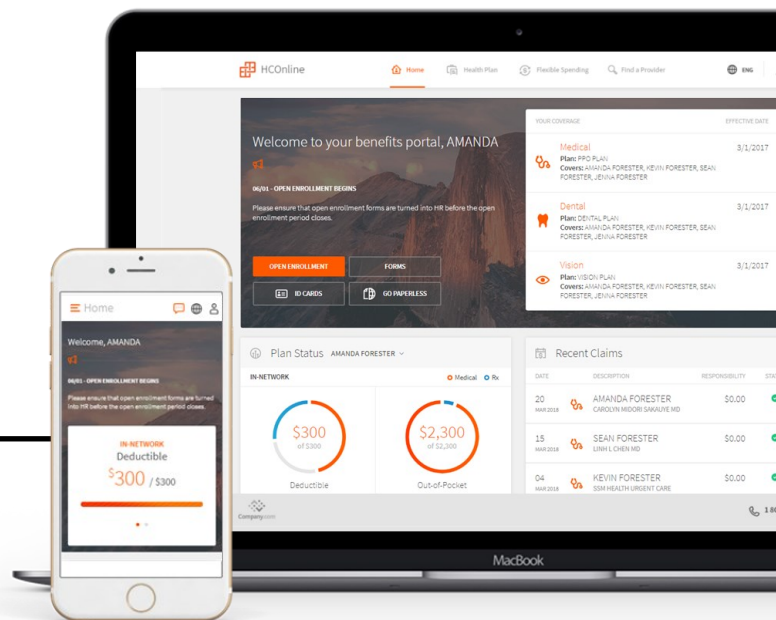
The **HCOOnline** platform is sleek, modern and user-friendly. We've added simple graphs to show your plan status and we've translated healthcare jargon into plain English.

## A Seamless Mobile Experience

Access your plan with a single click (or tap). With our web and mobile experiences, you'll have access to your benefits at any time.

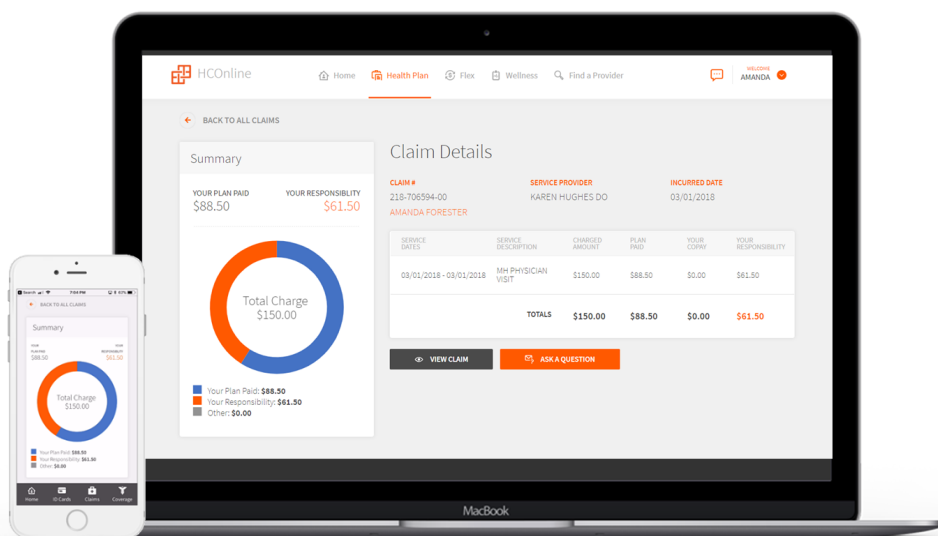
To access **HCOOnline**, go to:  
**[hconline.healthcomp.com](http://hconline.healthcomp.com)**

Questions? Our **Benefits Assistants** are ready to assist you.  
Call 1-800-442-7247.



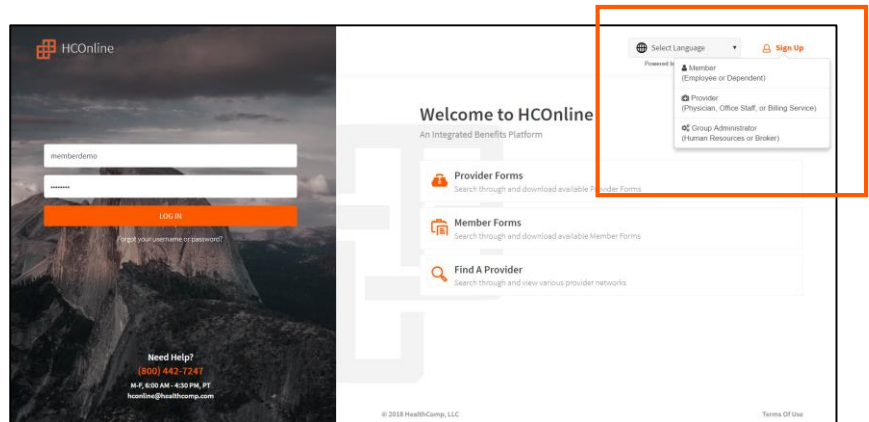
## Your benefits, fully integrated

- ✓ Look up your **medical, dental and vision coverage** all in one place.
- ✓ **Robust features** to help you make the most of your benefits.
- ✓ A **clean, modern design** that's easy-to-use and mobile-responsive.
- ✓ Uses **plain English** and **clear visuals** to help you understand your plan and the services available to you.



# Registering on HCOOnline

1. In a web browser, navigate to **HCOOnline** (<https://hconline.healthcomp.com/>).
2. In the upper-right corner, click **Sign Up**. From the dropdown menu, click **Member**. This will open the **New User Registration** wizard.
3. In the **Verification** step of the **New User Registration** wizard, enter your Social Security Number (omitting dashes), Date of Birth (MM/DD/YYYY) and Home Zip Code (#####). Click the **'I'm not a robot'** checkbox. Click **Next**.
4. In the **User Account** step of the **New User Registration** wizard, enter your email account, username, password, security question, and security question answer. Click **Create New User**.
8. To complete registration, **HCOOnline** will send a confirmation to your email address. Access your email and click the link within the email confirmation. This completes the registration process.



HCOOnline Login Page

New User Registration Wizard

We recommend adding **hconline@healthcomp.com** to your address book to ensure you receive all **HCOOnline** email notifications.