



Get the HCOonline App

Your health benefits at your fingertips

To download the app, search for "HealthComp" in the Apple App Store or Google Play from your iPhone, iPad or Android device. You can also scan the QR code.

Key Features



Virtual ID Card - View your ID card online from the Mobile App or Portal. Lost your card? Request a new one!



Manage Benefits - Manage your health plan from your pocket with the mobile app for iOS and android.



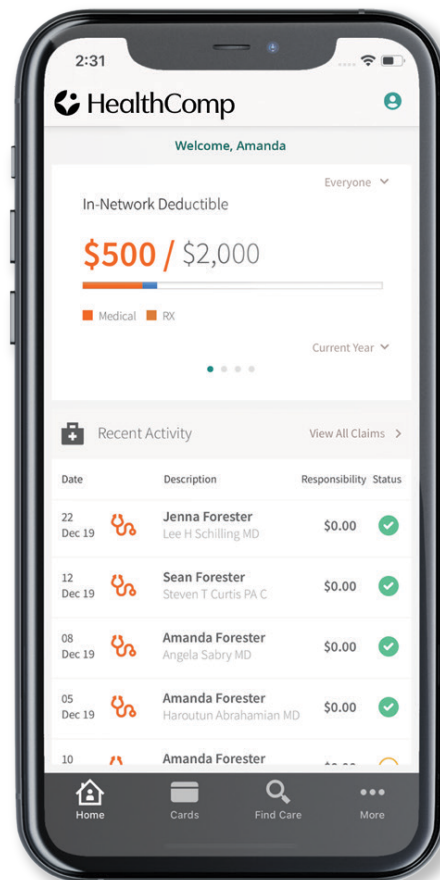
Built for Guidance Access your benefits from a thoughtfully-designed, user-friendly platform.



Secure Messaging - Message HealthComp's Customer Service department 24/7 with questions about your claims, health plan or providers.

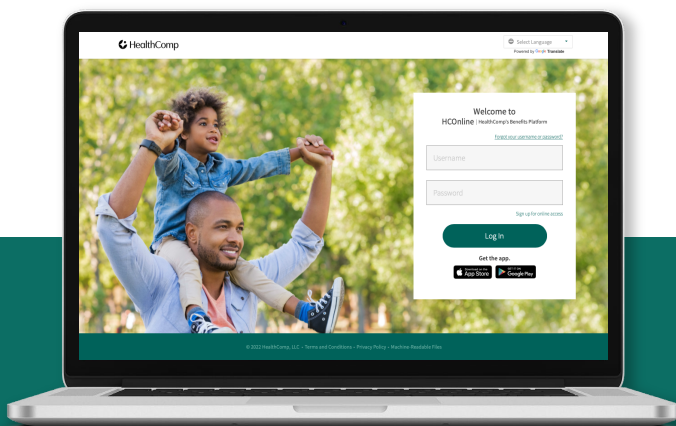


Customized Tools - On our platform, you'll find tools and resources that make it easier to manage your health plan.



SCAN ME

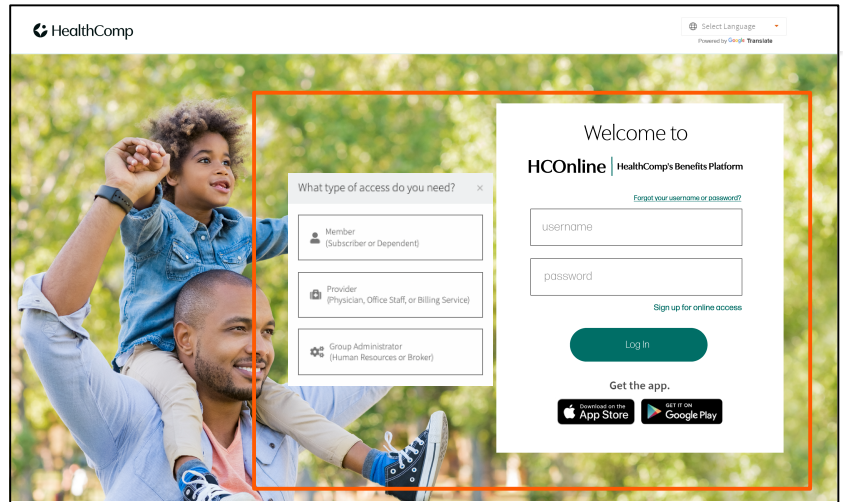
Scan the code to download the app!



You can also go to the website to access your benefits. Simply go to: hconline.healthcomp.com and register/login

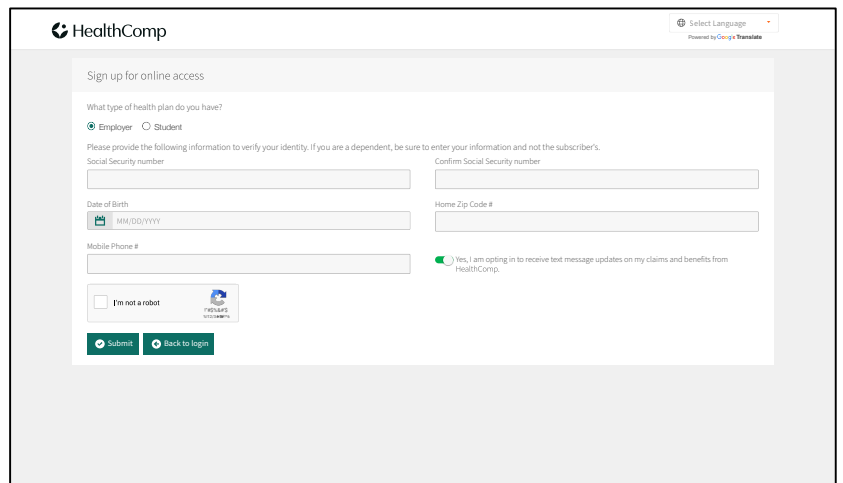
Registering on HCOOnline

1. In a web browser, navigate to **HCOOnline** (hconline.healthcomp.com).
2. Above the login button, click **Sign Up**. In the menu, click **Member**. This will open the **New User Registration** wizard.
3. If your health plan is provided by your employer, select **Employer**. If your health plan is provided by the university that you are attending, select **Student**.



HCOOnline Login Page

4. For **Employer** health plans:
Enter your Social Security Number, Date of Birth, and Home Zip Code. Click the **"I'm not a robot"** checkbox. Click **Submit**.
- For Student health plans:
Enter your Student ID and Date of Birth. Click the **"I'm not a robot"** checkbox. Click **Submit**.
5. Enter your email account, username, password, security question, and security question answer. Click **Create New User**.



New User Registration Wizard

6. To complete registration, **HCOOnline** will send a confirmation to your email address. Access your email and click the link within the email confirmation. This completes the registration process.

We recommend adding **hconline@healthcomp.com** to your address book to ensure you receive all **HCOOnline** email notifications.